



habitat



892/9097

CONTAINING PRODUCT

LED STRIP REMOVAL.



Using a small screwdriver, remove the flexible cover from the lamp.



Carefully remove the adhesive backing from the LED strip.

Using a small screwdriver, gently lever the LED strip from the shaped arm. Do not touch the LED chips with bare hands.

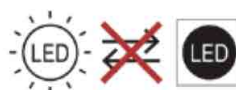


Using a soldering iron, disconnect the LED strip from the fitting.

Images for illustration purposes only – Product may differ slightly from the one shown



Replaceable control gear by a professional



Non-replaceable light source